


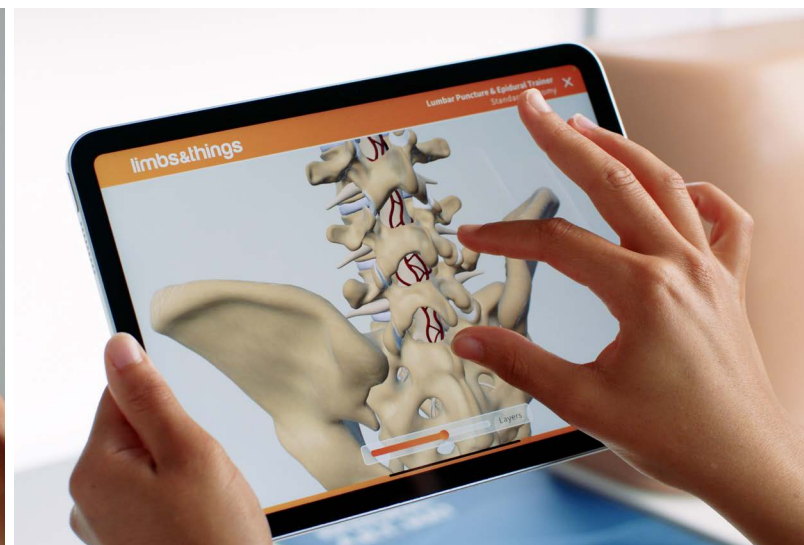
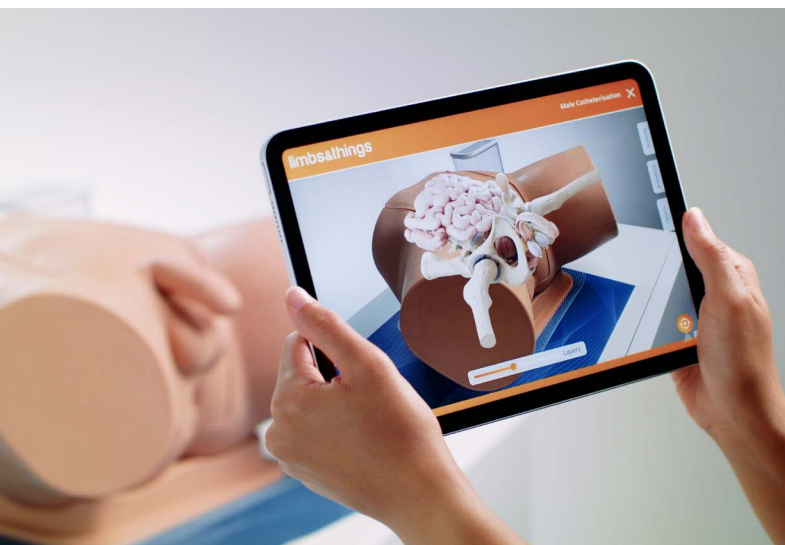
# limbs&things

NEW

## ART AUGMENTED REALITY TRAINING

ART provides a platform to enhance student's ability to understand anatomy from the inside out.

Dive under the skin with realistic 3D models and augmented reality, which elevates understanding of physiology and conceptualisation of procedures.



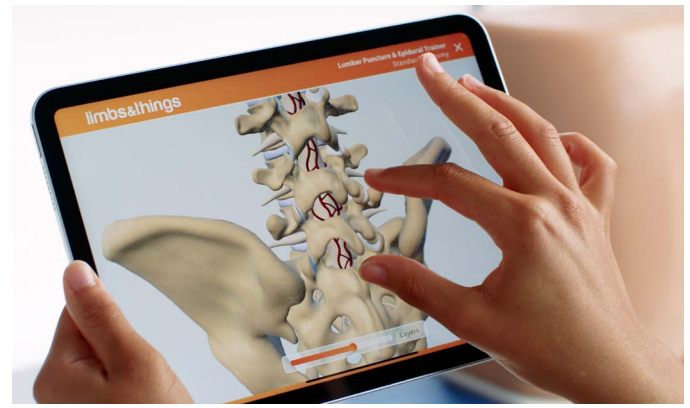
Find out more and download the app



SCAN ME

*Learning has never been more lifelike*

[limbsandthings.com](https://limbsandthings.com)



## Augmented Reality

Visualise accurate anatomy using augmented reality paired with our models.

## 3D Interactive Space

Explore interactive anatomy and procedures in virtual space.

### KEY FEATURES & BENEFITS

- Visualise the key pieces internal anatomy
- Rotate 3D anatomy 360 degrees
- Detailed anatomical labels
- Provides variation in anatomy
- Animation showing different procedures effect on the anatomy
- Linking internal anatomy to physical products and procedures

### SKILLS

- Gaining an increased understanding of internal anatomy
- Increasing knowledge of procedures
- Understanding the anatomical differences in various pathologies

#### USAGE

- The ART app is compatible with a phone or tablet
- Each compatible product requires a specific mat to activate the ART technology

## ART Compatible Models

### CATHETERISATION TRAINER RANGE



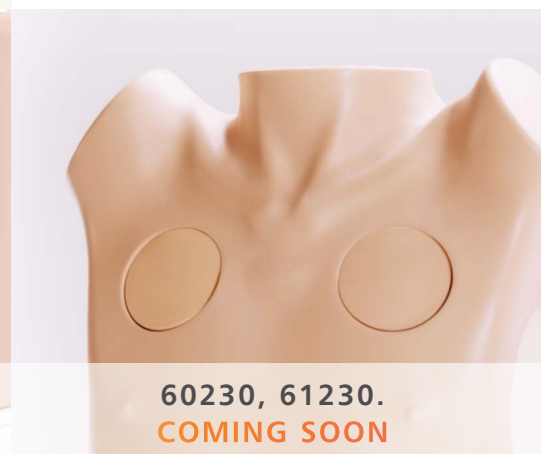
60850, 60851,  
60869, 60870.

### LUMBAR PUNCTURE & EPIDURAL RANGE



61000, 61001, 61002,  
61023, 61024, 61025.

### CHEST DRAIN & NEEDLE DECOMPRESSION TRAINER



60230, 61230.  
**COMING SOON**

Have one of these models and want to start using ART?



REQUEST A QUOTE



REQUEST A DEMO



BUY ONLINE



CUSTOMER SUPPORT

Visit our website to purchase a mat for your model and start your Augmented Reality Training today.

**limbsandthings.com**