

limbs&
things

ARTERIAL PUNCTURE WRIST

Empower learners with hands-on training to master a full range of skills including wrist positioning, ultrasound-guided techniques, pulse and pressure detection, and correct insertion of a heparinized needle or cannula - supporting confident performance at every stage.

Master arterial line skills with confidence on the Arterial Puncture Wrist.

Designed to support the full learning journey, this model enables trainees to build confidence in both **arterial blood gas sampling** and **arterial line placement**.



STANDARD ULTRASOUND

72500

72501



The preset pulse and pressure rate options allow for standardised and repeatable training which is ideal for classroom teaching and exam settings such as OSCEs. Use with simulated or standardised patients for added realism.



Learning has never been more lifelike
limbsandthings.com



Lifelike wrist movement



QUALITIES

ANATOMY

- Wrist with lifelike movement
- Radial artery
- Pulse rate (40, 80, 120 BPM)
- Blood pressure (low, medium, high representation)

REALISM


- Quiet pump for minimal distractions
- Wrist cuff to conceal visual indicators
- Representation of 9 clinical presentations
- Blood flashback
- Self-fill a syringe
- Full cannula insertion compatible with:
 - Range of over the needle 20 gauge cannulas
 - Seldinger technique
- Realistic ultrasound imagery with the ultrasound insert

LEARNING VERSATILITY

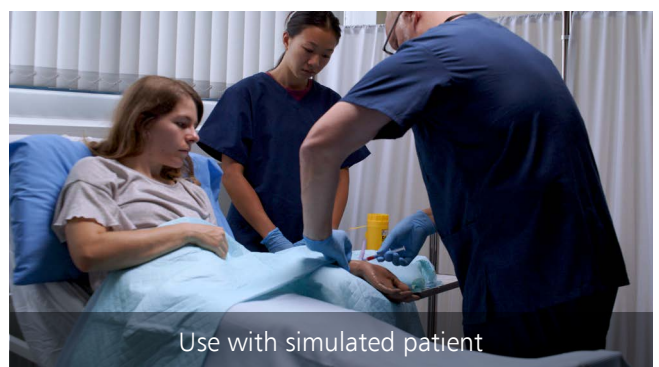
- Classroom, skills lab, or immersive environment learning
- Ideal for exam settings
- Simulated patient or stand alone

MAINTENANCE

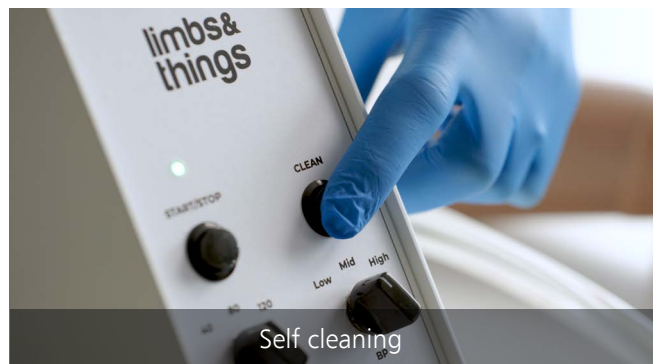
- Easy cleaning mode
- Modular arteries for easy & cost-effective replacement
- Popper system for easy skin installation



Standardised settings for repeatable training



Use with simulated patient



Self cleaning

Ultrasound Arterial Puncture Wrist

Enhance training with the Ultrasound model which comes with two extra inserts to support practice of ultrasound-guided techniques.

Trainees can use their existing ultrasound equipment to locate the artery, identify access points, and build confidence interpreting ultrasound images.



SKILLS	STANDARD	ULTRASOUND
Wrist positioning	✓	✓
Palpation of artery	✓	✓
Assessing pulse & pressure	✓	✓
Identifying access points	✓	✓
Arterial blood gas sampling	✓	✓
Cannulation / Line placement	✓	✓
Ultrasound guided practice	×	✓



Ideal for classroom learning

WHAT'S INCLUDED	STANDARD	ULTRASOUND
Arterial Puncture Wrist	✓	✓
Wrist Stand	✓	✓
Outer Skin	✓	✓
Inner Block	✓	✓
Pump Unit	✓	✓
Arterial Puncture Vessels	✓ x10	✓ x10
Standard Block	✓ x2	✓ x2
Ultrasound Block	x	✓ x2
Skin Cuff	✓	✓
Fluid Bottle	✓	✓
Concentrated Blood	✓	✓
Power Cable	✓	✓

YOU MIGHT ALSO BE INTERESTED IN



Cardiovascular and Respiratory Examination Trainer (CaRE)

91000

91100

CaRE is the first trainer of its kind that can take learners from the initial stages of cardio-respiratory exams, perfecting individual skills, through to identifying complex representations of common and rare conditions made possible with CaRE's patented synchronisation technology.



Discover more on our website

SCAN ME



Venepuncture Arm Range

STANDARD

ADVANCED

70302

70303

70300

70301

Practice accurate venepuncture, IV cannulation, and IV infusion training on our arm which features a quick skin replacement system and modular vein structure to facilitate easy teaching.



Discover more on our website

SCAN ME



REQUEST A QUOTE



REQUEST A DEMO



BUY ONLINE



CUSTOMER SUPPORT

Generic V.2 November 2025

Limbs & Things

Sussex Street, Bristol, BS2 0RA, UK
E: gbsales@limbsandthings.com
T: +44 (0)117 311 0500

limbsandthings.com



SCAN ME