



CATHETERISATION TRAINER RANGE

The Catheterisation Range facilitates the teaching of urethral and suprapubic catheterisation across all levels of training.

Interchangeable modules allow practice of the fundamental procedures of male and female urethral catheterisation, as well as more advanced skills of suprapubic management and ultrasound-guided insertion.

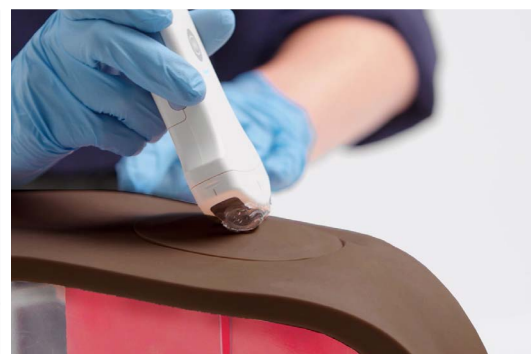
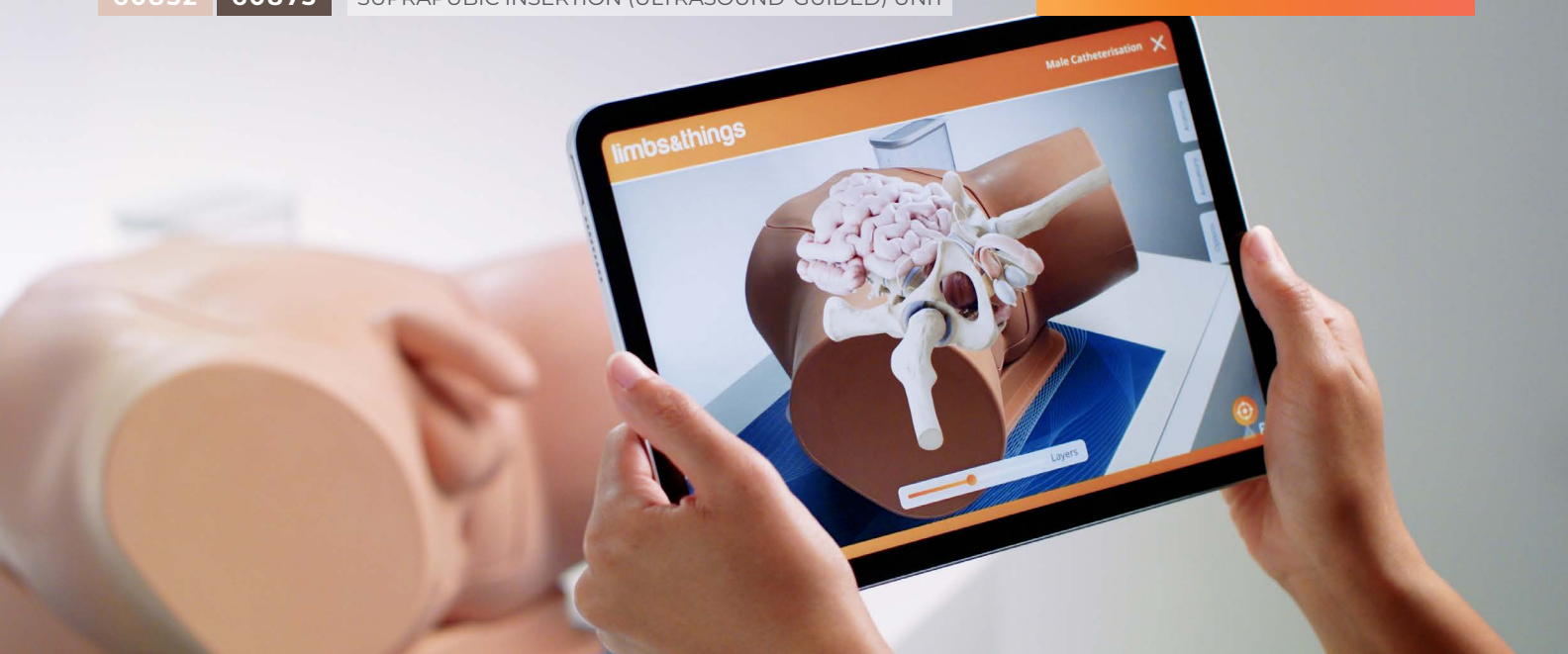
Discover the underlying anatomy using our free Augmented Reality Training app, to build understanding of anatomical structures and contextualise procedural practice with Limbs & Things models.

60850	60870	MALE CATHETERISATION TRAINER
60851	60869	FEMALE CATHETERISATION TRAINER
60852	60873	SUPRAPUBIC INSERTION (ULTRASOUND-GUIDED) UNIT



AUGMENTED REALITY TRAINING

Discover the benefits on back page



Learning has never been more lifelike

limbsandthings.com



The anatomically accurate trainers include a supple urethra and resistant sphincter providing a closer to life training experience.

The ability to view catheter path gives trainees and teachers real time feedback on the location and progress of the procedure.

60850 60870 Male Catheterisation Trainer



The male trainer has soft and compliant genitalia to enhance the realistic experience of catheter insertion.

Replaceable & removable foreskin.

This model includes Augmented Reality Training



60851 60869 Female Catheterisation Trainer

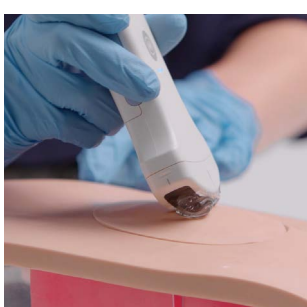


The female trainer has soft labia allowing trainees to practise parting using the aseptic no touch technique, as well as management and care of a pre-inserted suprapubic catheter via the pre-ported bung.

This model includes Augmented Reality Training



60852 60873 Suprapubic Insertion (Ultrasound-guided) Unit



Optional module, designed for advanced skills training, allowing trainees to master ultrasound-guided suprapubic catheterisation insertion.

Fits into 60850/60870 & 60851/60869

This unit can be used with Augmented Reality Training



SKILLS

- Correct handling of male and female anatomy
- Aseptic catheterisation technique
- Withdrawal of catheter
- Urinary catheterisation
- Suprapubic catheter management - Female module
- Suprapubic catheter insertion (blind and ultrasound-guided)*
- Ultrasound bladder scanning on a full bladder*
- Fluid management
- Increased understanding of internal anatomy and procedures with Augmented Reality Training (ART)

* 60852/60873 Only



- Aseptic catheterisation technique
- Ability to view catheter path when module used without pelvic shell
- Suprapubic management
- Suprapubic catheter insertion
- Augmented Reality Training

WHAT'S INCLUDED

	60850	60851	60852	60853	60854
	60870	60869	60873	60871	60872
Male Catheterisation Module	✓	×	×	✓	✓
Female Catheterisation Module	×	✓	×	✓	✓
Suprapubic (Ultrasound) Catheterisation Module	×	×	✓	×	×
Suprapubic Insertion Bungs (x2)	×	×	✓	×	×
Catheterisation Foreskins (x3)	✓	×	×	✓	✓
Aseptic Catheterisation Sleeves (x2)	✓	✓	×	✓	✓(x2)
Water System	✓	✓	✓	✓	✓(x2)
Pelvic Shell & Stand	✓	✓	×	✓	✓(x2)
Water Extension Tubing	✓	✓	×	✓	✓(x2)
Limbs & Things Lubricant	✓	✓	×	✓	✓(x2)
Antifungal Agent (Milton Sterilising Fluid)	✓	✓	✓	✓	✓(x2)
14 French Foley Catheter	✓	✓	×	✓	✓(x2)
Plastic Kidney Dish	✓	✓	×	✓	✓(x2)
ART Mat	✓	✓	✓	✓	✓(x2)

QUALITIES

REALISM

- Supple urethra & resistant sphincter providing realistic response
- Flaccid penis and removable foreskin
- Vaginal opening and realistic urethral meatus
- Anatomically accurate bladder

KEY FEATURES

- Ability to assess the students progress
- Ultrasound compatible*
- Easy to set-up
- Non-drip valve
- Modular
- Visualising anatomy with ART

VERSATILITY

- Easily interchangeable male, female and suprapubic catheterisation modules
- Removable foreskin

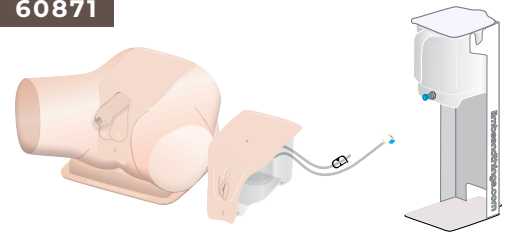
SAFETY

- Trainer is latex free (catheters provided contain latex)

Standard Catheterisation Trainer Set

60853

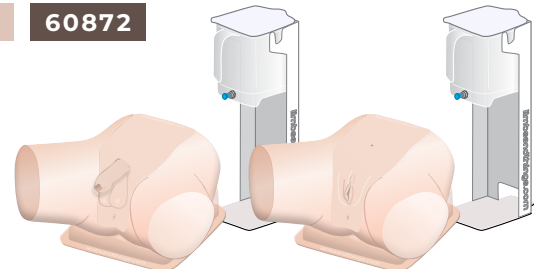
60871



Advanced Catheterisation Trainer Set

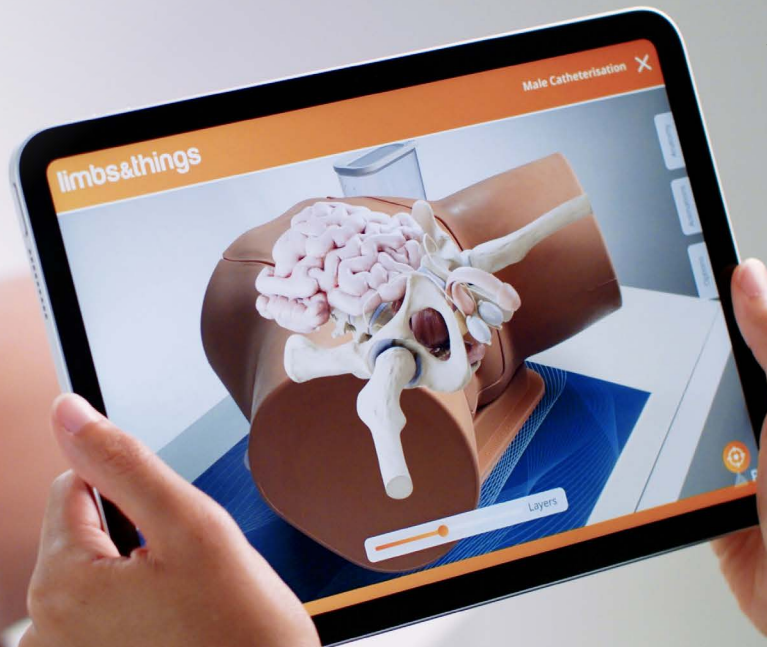
60854

60872





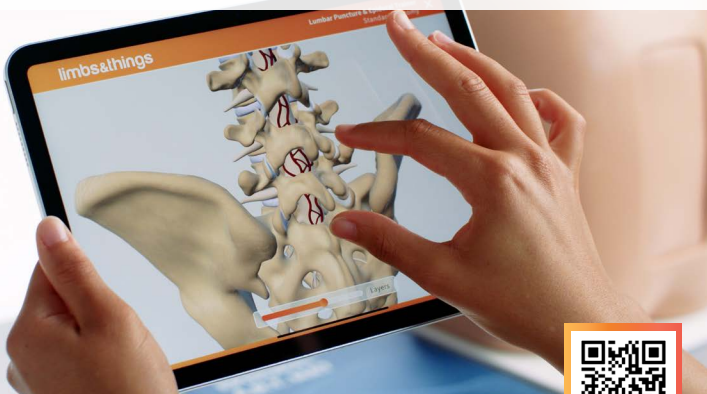
ART
AUGMENTED REALITY
TRAINING



NEW

Introducing Augmented Reality Training (ART) via our new app.
Dive under the skin and bring learning to life.

Interactive Anatomy

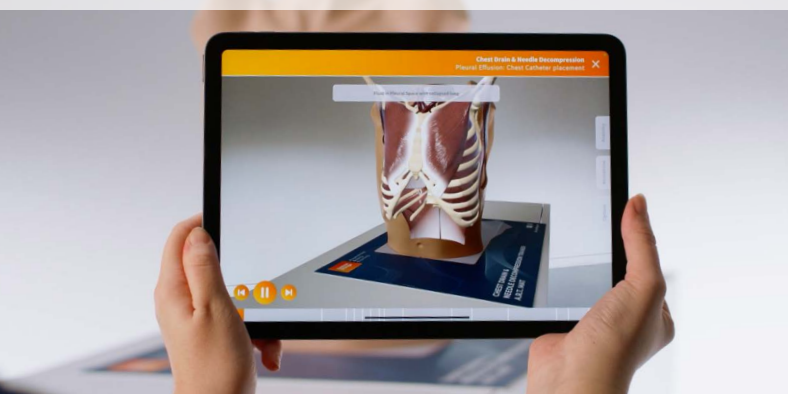


SCAN ME

Download the app for free

Free to download, learners can explore the anatomy of some of our core training models in interactive 3D. Visualise key anatomical structures with 360° rotation and detailed labels to help build understanding ahead of classroom learning or during revision.

Augmented Reality



Use with our compatible trainers

For classroom teaching, combine the app and mat to add context for the learner through augmented reality. They'll be able to associate underlying anatomy with the trainer, bringing increased visual and spatial understanding during procedural practise.



REQUEST A QUOTE



REQUEST A DEMO



BUY ONLINE



CUSTOMER SUPPORT

Generic V.4 May 2024

limbsandthings.com