



MALE RECTAL EXAMINATION TRAINER

STANDARD & ADVANCED

This brand new trainer offers realistic, repeatable training in the core skill of digital rectal or PR examination.

Both models offer a contractible anal sphincter, allowing for anal tone assessment and a faecal impaction clip in module.

60170	60186	STANDARD
60171	61024	ADVANCED



Learning has never been more lifelike

limbsandthings.com

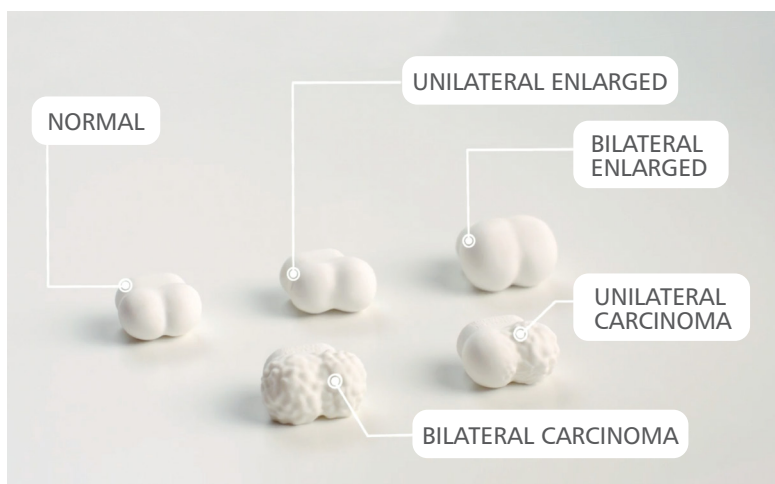
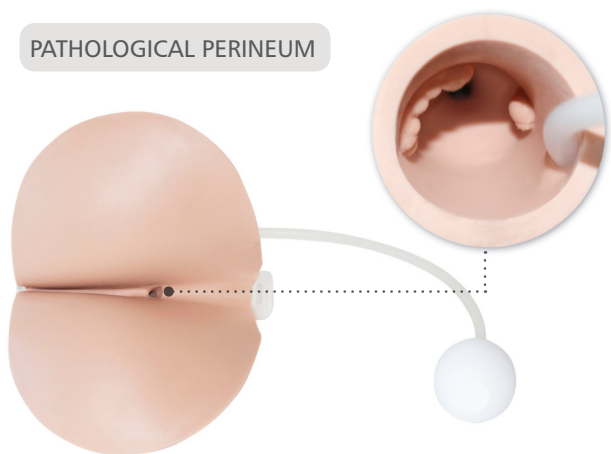
The **Standard** model focuses on learning core rectal nursing procedures and excludes the pathologies.



The **Advanced** model comes with a range of prostates and 2 perineums, allowing trainees to become familiar with normal and abnormal findings and acquire key diagnostic skills.

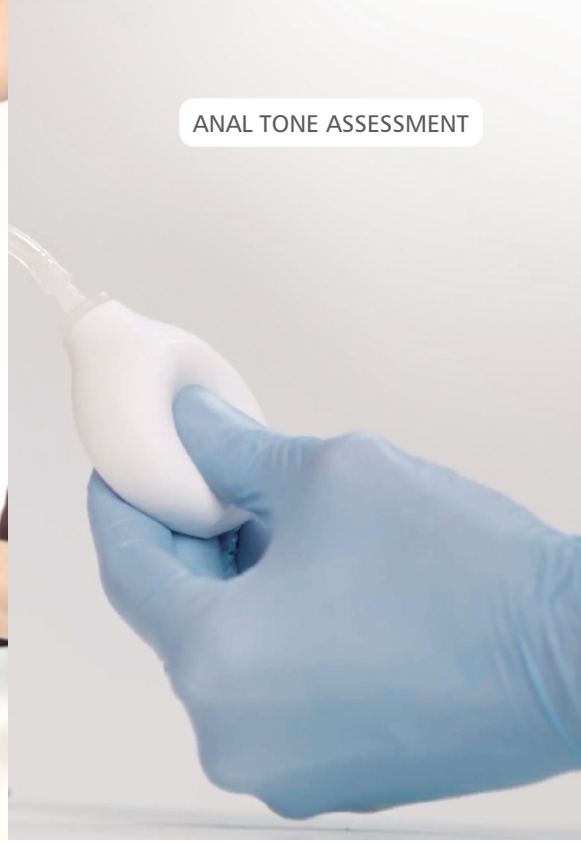

External ano-rectal illustrations are ideal for incorporation into scenarios and OSCE assessments.

PATHOLOGICAL PERINEUM



EXTERNAL CONDITIONS ILLUSTRATION PACK





ANAL TONE ASSESSMENT

QUALITIES

* Advanced model

ANATOMY

- Buttocks, anus, rectum, prostate and perineum
- Pathological perineum – with polyp and rectal cancer*
- 4 abnormal prostates*:
 - Benign unilateral enlarged
 - Benign bilateral enlarged
 - Unilateral carcinoma
 - Bilateral carcinoma

REALISM

- Soft, partable buttocks
- Realistic anus with resting tone and ability to contract

KEY FEATURES

- Simulation of sphincter contraction allows trainees to assess anal tone
- Interchangeable prostates can be quickly and easily inserted, out of sight of the trainee*
- Left lateral positioning
- Addition of impacted faecal matter allows trainees to recognise and distinguish this common finding
- High quality illustration pack of 9 external anal conditions*

VERSATILITY

- Trainer can also be presented in 'semi-standing' position using the optional **Standing Position Stand (60172)**

SAFETY

- Latex free

OPTIONAL EXTRAS


- **60172** Standing Position Stand
- **40209** Medium Carry Case

SKILLS

- Digital examination of the anus, rectum and prostate
- Assessment of anal tone
- Identification of faecal matter in the rectum
- Identification of external ano-rectal conditions*
- Professional to patient communication

CONTAINS

	60170	60171
Base Unit	✓	✓
Left Lateral Stand	✓	✓
Normal Perineum with Anal Tone	✓	✓
Pathological Perineum Anal Tone	✗	✓
Normal Prostate	✓	✓
Benign Unilateral Enlarged Prostate	✗	✓
Benign Bilateral Enlarged Prostate	✗	✓
Unilateral Carcinoma Prostate	✗	✓
Bilateral Carcinoma Prostate	✗	✓
Impacted Faecal Matter	✓	✓
External Conditions Illustration Pack	✗	✓
Lubricant	✓	✓





CURRICULUM REFERENCES:

MEDICAL UNDERGRAD

Outcomes for Graduates 2018, General Medical Council, p.16

PRE-REG NURSE

NMC Future nurse: Standards of proficiency for registered nurses, 17 May 2018, p.35

POST GRAD NURSE

RCN Competencies - Advanced Nurse Practitioners, 2012, p.4

PHYSICIAN ASSOCIATE

NHS National Practitioner Program: Matrix Specification for the Physician Associate (2016). p. 73

EARLY POSTGRAD MEDICINE (FOUNDATION 1/2)

The UK Foundation Programme Curriculum 2016. p.9

CORE MEDICAL TRAINING

Specialty Training Curriculum for Core Medical Training, 2013 p.86

GP TRAINING

Guidance for Satisfactory Progression at ARCP panels for GP Specialty Trainees, 2016 p. 6

GENERAL SURGERY SPECIALIST TRAINING

Intercollegiate Surgical Skills Curriculum, General Surgery, 2013 p.32 and p.187

UROLOGY SPECIALIST TRAINING

The Intercollegiate Surgical Curriculum, Urology Surgery, Aug 2015 p.20



FOR DEMONSTRATION OR TO ORDER

Limbs & Things Ltd. Sussex Street, St Philips, Bristol, BS2 0RA, UK

T: 00 44 (0)117 311 0500 E: gbsales@limbsandthings.com

limbsandthings.com