



CLINICAL FEMALE PELVIC TRAINER (CFPT) MK3

The CFPT Mk 3 is an anatomically accurate and tactile representation of the female pelvis. It is the ideal platform for hands-on examination as well as diagnosis of female conditions and minor pathologies. It can be used for many levels of training from undergraduate onwards, as well as in family health.

60900

60930

STANDARD



Validated in the
International Journal of Gynaecology and Obstetrics.
Volume 124, pp. 270-3, 2014.

60905

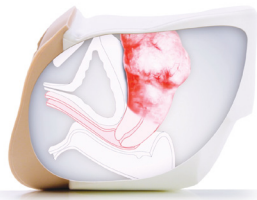
60935

ADVANCED



Learning has never been more lifelike

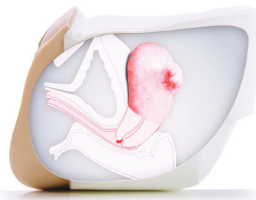
limbsandthings.com



60921 | 60938

MODULE 2

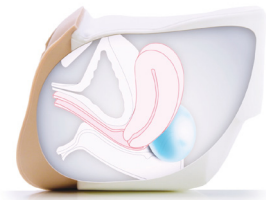
Large Fibroid - Nulliparous Ectropion Cervix



60922 | 60939

MODULE 3

Small Fibroid - Nulliparous Polyp Cervix



60923 | 60940

MODULE 4

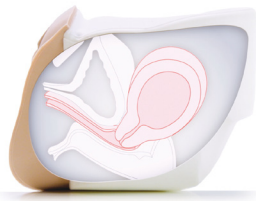
Ovarian Cyst - Multiparous Cervix



60924 | 60941

MODULE 5

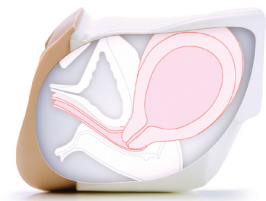
Retroverted - Multiparous Cervix



60925 | 60942

MODULE 6

10-12 Weeks Pregnant



60926 | 60943

MODULE 7

14-16 Weeks Pregnant

SKILLS

- Recognition of perineal and pelvic anatomy including bony landmarks
- Digital vaginal examination
- Bi-manual examination
- Cervical smear procedure (including use of speculum)
- Digital rectal examination
- Professional-to-patient communication

WHAT'S INCLUDED

	60900	60905
	60930	60935

CFPT Abdominal Insert	✓	✓
M1: Normal - Nulliparous Cervix	✓	✓
M2: Large Fibroid - Nulliparous Ectropion Cervix	x	✓
M3: Small Fibroid - Nulliparous Polyp Cervix	x	✓
M4: Ovarian Cyst - Multiparous Cervix	x	✓
M5: Retroverted - Multiparous Cervix	x	✓
M6: 10-12 Weeks Pregnant	x	✓
M7: 14-16 Weeks Pregnant	x	✓
Lower Torso	✓	✓
Base	✓	✓
Tube of aqueous gel	✓	✓
Carry case	✓	✓(x2)

QUALITIES

ANATOMY

- Abdomen, pelvis and genitalia
- Vagina, cervix, anus and lower bowel
- Advanced model comes with interchangeable uterine modules with different complications

REALISM

- Abdominal wall with fat layer makes palpation realistic
- Labia can be parted realistically
- Each uterus is presented at the correct anatomical angle

KEY FEATURES

- Partial thighs aid anatomical orientation
- Soft and strong perineum and labia

VERSATILITY

- Abdominal wall can be removed quickly and easily
- Modules can be changed quickly and easily

SAFETY

- Latex free

CLEANING & CARE

- Skin surface is washable using soap and water

Patents granted

• US6336812 • EP099027 • DE69804793 • CA 2293585 • ZL98806331 • HK1023832 • 755575 Australia

UK V.2 Mar 2021



REQUEST A QUOTE



REQUEST A DEMO



BUY ONLINE



CUSTOMER SUPPORT

limbsandthings.com