

limbs& things

CaRE

Cardiovascular and Respiratory
Examination Trainer

CaRE provides healthcare professionals at all levels the ability to train confidently in the identification and diagnosis of a wide range of respiratory and cardiac conditions and pathologies.

Simulate isolated conditions or full clinical cases using unique technology that allows the synchronisation of pulses, lung, heart, and mouth sounds with chest movement.

91000

91100

NEW



Cardiovascular & Respiratory Examination (CaRE)

Developed with Clinicians, CaRE enables the teaching and self-directed learning of a whole range of respiratory and cardiovascular examination skills.

As well as being able to simulate individual skills, the model can showcase 31 clinical case presentations ranging from common to complex. The clinical cases showcase the patent pending system that enables pulses, lung & heart sounds, mouth sounds and chest movement to synchronise and represent the behaviour of a real patient.

FEATURES

Pulses

- Realistic radial, femoral & carotid pulses with 6 different characteristics available at rates from 30 to 170 BPM

Apex beats

- Apex beats in both the normal & displaced location at varying pulse rates

Heaves

- Visible and palpable heaves

Thrills

- Palpable thrills over the four heart valves

Trachea

- Realistic feel of trachea and larynx with the ability to displace the trachea to the left and right

Auscultation

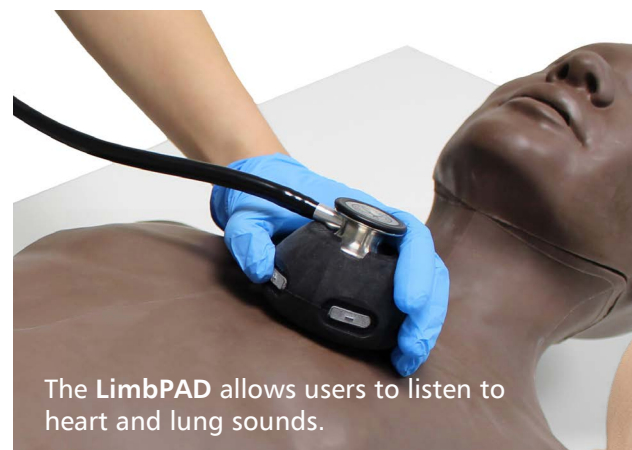
- Heart and lung sounds across chest and back
- 23 individual heart sounds
- Each heart sound includes 4 heart valve locations (Aortic Pulmonary, Tricuspid & Mitral valves)
- 10 individual lung sounds

Breathing

- Visible breathing with realistic symmetrical and asymmetrical chest rise & fall at variable rates, patterns, and depth.
- Realistic palpation of moving chest
- Mouth sounds


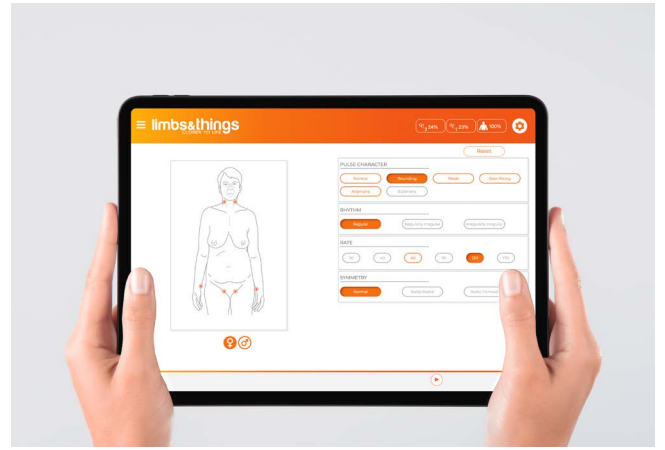
SKILLS

- Auscultation
- Palpation
- General patient inspection
- Clinical examination skills
- Diagnostics skills
- Tissue management



The LimbPAD allows users to listen to heart and lung sounds.





USER INTERFACE

CaRE is controlled using an innovative web app which is accessible on any phone, tablet or device with wifi capabilities. Users can choose to learn in three ways, individual skills, cases, and assessments.

Individual skills allow learners to feel and explore single conditions in isolation. This builds a comprehensive understanding of skills to create the building blocks for advanced learning.

In cases, all aspects of the unit to work in sync to realistically replicate clinical presentations. Pre-filled patient information including ECG results and X-rays means the product is ready to use out of the box.

Assessment mode allows students to practice the skills needed for a clinical examination and diagnostics. Comparing their results to the creators allows for instant feedback.



ANATOMY

- Anatomically correct auscultation & palpation sites
- Representative of a middle aged patient
- Attachable breasts with realistic feel
- Trachea with jugular notch
- Articulating arms

VERSATILITY

- Can be used upright, 45° or supine.
- LimbPAD can be connected to a speaker to play sounds out loud
- Can be used in a classroom or clinical setting

WHAT'S INCLUDED

CaRE Torso
 LimbPAD
 Attachable Breasts
 Base & Straps
 Power cord
 USB C cable

LimbPAD
 91001

Purchase an extra
 LimbPAD for your
 CaRE Trainer



Find out
 more on our
 website



REQUEST A QUOTE



REQUEST A DEMO



BUY ONLINE



CUSTOMER SUPPORT

UK V.2 April 2024

limbsandthings.com